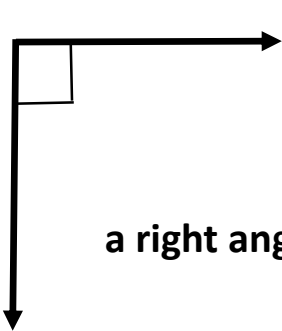


# Heathland Maths

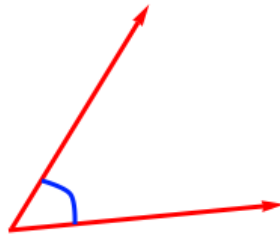
THAMES BASIN HEATHS  
PARTNERSHIP



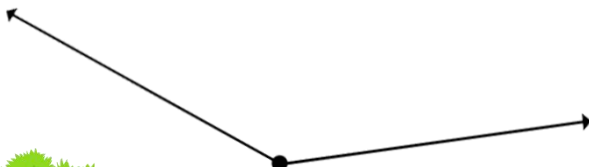
Maths is everywhere! Can you find the following?




a right angle



an acute angle



an obtuse angle



something  
symmetrical




a tree trunk to measure

What is its circumference?



a triangle



a circle



a square



A leaf less  
than 4 cm long



something that is exactly 10 cm long

Thames Basin Heaths Partnership

Sharing the story of our heathlands across Surrey, Hampshire & Berkshire

